



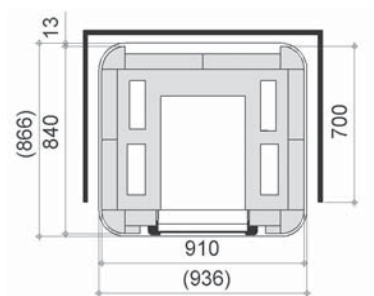
MARKETTA DUO 1

MARKETTA DUO 2

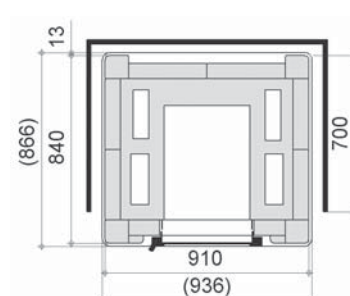
MARKETTA DUO 3

MARKETTA DUO 4

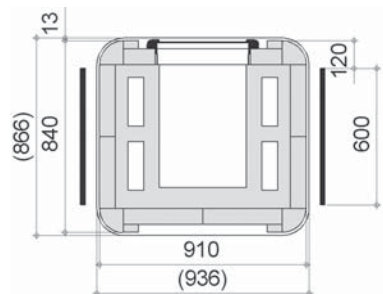
LAYOUT DRAWINGS:



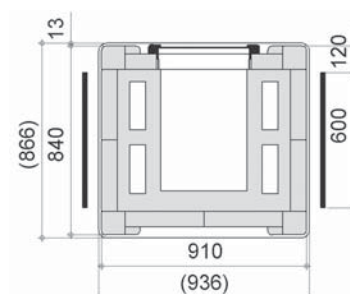
MARKETTA DUO 1



MARKETTA DUO 3



MARKETTA DUO 2



MARKETTA DUO 4

(...), Bottom plinth dimensions

PRODUCT INFORMATION:

Thermal energy:	74-84 kWh
Energy efficiency:	81 %
CO%:	0,11 %
Nominal heat output:	1,7 kW / 9,9 h
Heat storage capacity:	
	100% after 5,8 hours
	50% after 23,0 hours
	25% after 40,6 hours



PRODUCT NUMBERS:

Product	Product number	Weight kg	Height mm
MARKETTA DUO 1	605931-1	2495	1715
MARKETTA DUO 2	605931-2	2535	1715
MARKETTA DUO 3	605931-3	2495	1715
MARKETTA DUO 4	605931-4	2535	1715

BOTTOM PLINTH:

MARKETTA DUO 1-2	200537	155	70
MARKETTA DUO 3-4	200538	160	70

CHANGE OPTIONS:

- * Extra layer 280 mm for outer stones
- * Top connection (depth +175, Ø 180 mm, Marketta Duo 1 and 3)

NEEDED FOR ASSEMBLY:

- * Mortar 2 x 25 kg (not included in NunnaUuni delivery)

PRODUCT INFORMATION

	BAKING OVEN / BAKING SPACE		FIREWOOD			FLUE CALCULATION VALUES (1)					
	Width [mm]	Depth [mm]	Length fireplace / cooker [cm]	Max amount of wood [kg]	Length baking oven [cm]	Flue gas temperature [°C]	Min. flue draught [Pa]	Mass flow [g/s]	Burning heat output [kW]	Flue connection [A/B] Ø	Burning air approx. m³/h
Marketta Duo	382	540	33	24	33	239	16	32,9	45,5	180	100

FLUE CONNECTION TABLE

	RECOMMENDED FLUE [mm]				FLUE CONNECTION MEASUREMENTS [mm]			INCOMING AIR		
	approx. 150x150	approx. 150x200	approx. 150x300	round Ø	[A]	[B]	[C] (2)	Incoming air pipe location L [mm]	Replacement air unit	HRT
Marketta Duo	-	x	x	180-210	150-200	300	300 (round connection: 260)	665	900307	-

SAFETY DISTANCES TO COMBUSTIBLE MATERIALS

	According to EN 15250	
	Behind	On the sides
Marketta Duo	50	150

- 1) The flue calculation values apply for countries that require flue calculation in accordance with the DIN 18160 and DIN EN 13384 standards. It is recommendable to contact chimney sweeper beforehand.
- 2) When installing with bottom plinth, flue connection (+70mm) will be raised according to thickness of the plinth.

Take a notice of the countryspecific approvals in section 3

NOTES!

The flue heat category required by the fireplace is T350.

The recommended minimum flue height is 5 m with Ø180 mm. In countries where the flue calculation is required, should the calculation be done according to the instructions and regulations of the flue calculation.

A damper designed for adjusting the draft is always recommended for a flue connection or flue.

Country- and region-specific regulations must be adhered to when installing the fireplace

