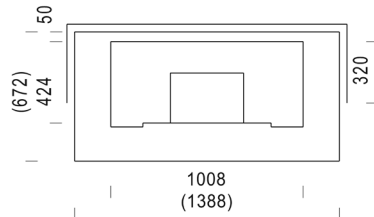
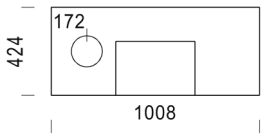


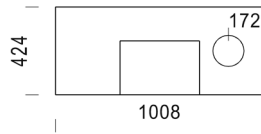
CENTRIO



CENTRIO-1



CENTRIO PL



PL = Top connection

PRODUCT INFORMATION:

Thermal energy:	35,8 kWh
Energy efficiency:	79 %
CO%:	0,10 %
Heat storage capacity:	
	100 % after 5,7 hours
	50 % after 19,5 hours
	25 % after 31,0 hours

PRODUCT NUMBERS:

Product	Product number	Weight kg	Height mm
CENTRIO	1TW	1115	1248
CENTRIO-1	1TW-1	1230	1248
CENTRIO PL	1TWP	1110	1248

NEEDED FOR ASSEMBLY:

* Mortar 1 x 25 kg (not included in NunnaUuni delivery).

PRODUCT INFORMATION

	BAKING OVEN / BAKING SPACE		FIREWOOD			FLUE CALCULATION VALUES (1)				MAX. FLUE TEMPERATURE IN SECURITY TEST
	Width [mm]	Depth [mm]	Length [cm]	Max amount of wood [kg]	Length baking oven [cm]	Flue gas temperature [°C]	Min. flue draught [Pa]	Mass flow [g/s]	Flue connection Ø (min.)	Temperature °C
Centrio / Centrio PL	-	-	33	10,5	-	299	-13,6	17	150	392

FLUE CONNECTION TABLE

	RECOMMENDED FLUE [mm]				FLUE CONNECTION MEASUREMENTS [mm]			INCOMING AIR		
	approx. 150x150	approx. 150x200	approx. 150x300	round Ø	[A]	[B]	[C]	Incoming air pipe location L [mm]	Replacement air unit	Burning air approx. m³/h
Centrio	x	x	-	160	150-180	250	350	264	920006	70-100
Centrio PL	-	-	-	150	-	-	-	264	920006	70-100

SAFETY DISTANCES TO COMBUSTIBLE MATERIALS

	According to EN 15250			
	Behind	On the sides	Top	Front
Centrio / Centrio PL	50	150	200	1000

1) The flue calculation values apply for countries that require flue calculation in accordance with the DIN 18160 and DIN EN 13384 standards. It is recommendable to contact chimney sweeper beforehand.

Take a notice of the countryspecific approvals in section 3

NOTES!

The flue heat category required by the fireplace is T400.

The recommended minimum flue height is 5 m. In countries where the flue calculation is required, should the calculation be done according to the instructions and regulations of the flue calculation.

A damper designed for adjusting the draft is always recommended for a flue connection or flue. In the picture you can see the Finnish version.

Country- and region-specific regulations must be adhered to when installing the fireplace

